


Smart Laser Sensor

E3NC Series



- Precise Laser spot of min. 0.8 mm
- Independency of color or surface structure
- Adjustable focus and line beam
- EtherCAT connectivity

A Wide Variety of Laser Sensor Heads That Handle



Fiber Sensor Topics

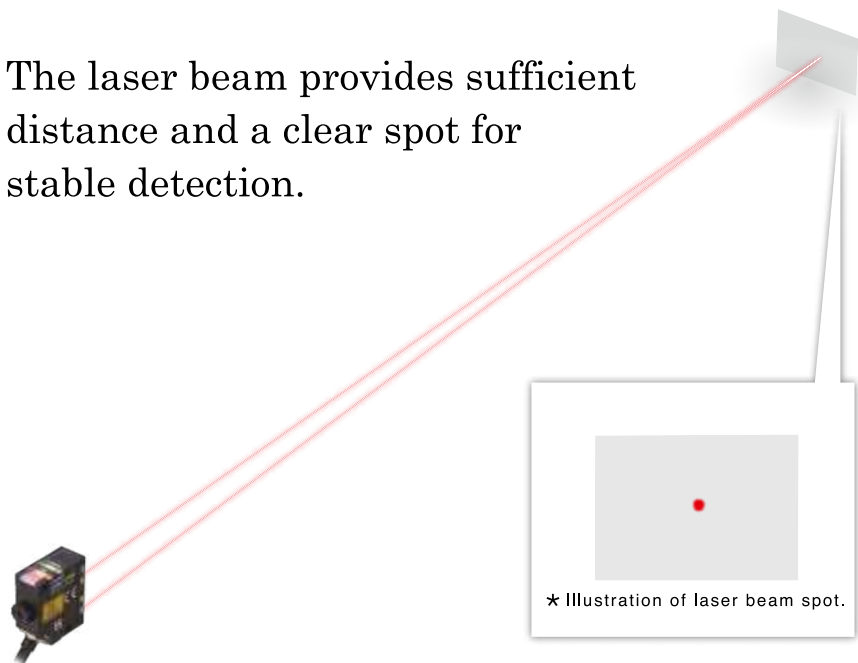
E3NC Laser Sensor Solutions

The sensing distance is short.

The beam spreads out.

The spot is not visible.

The laser beam provides sufficient distance and a clear spot for stable detection.

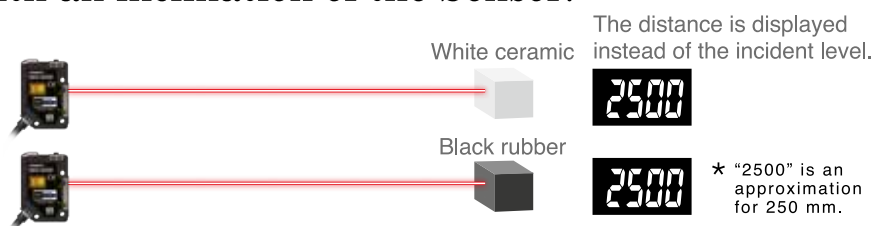


* Illustration of laser beam spot.

Colors influence detection.

Inclination influences detection.

The use of triangulation and CMOS provides stable detection for workpieces with different colors or with an inclination of the Sensor.



White ceramic

Black rubber

The distance is displayed instead of the incident level.

2500

2500

* "2500" is an approximation for 250 mm.

Refer to page 8 for information on triangulation.

Applications Beyond the Realm of Fiber Sensors

E3NC-L series

Detection Requirement

Stable presence detection



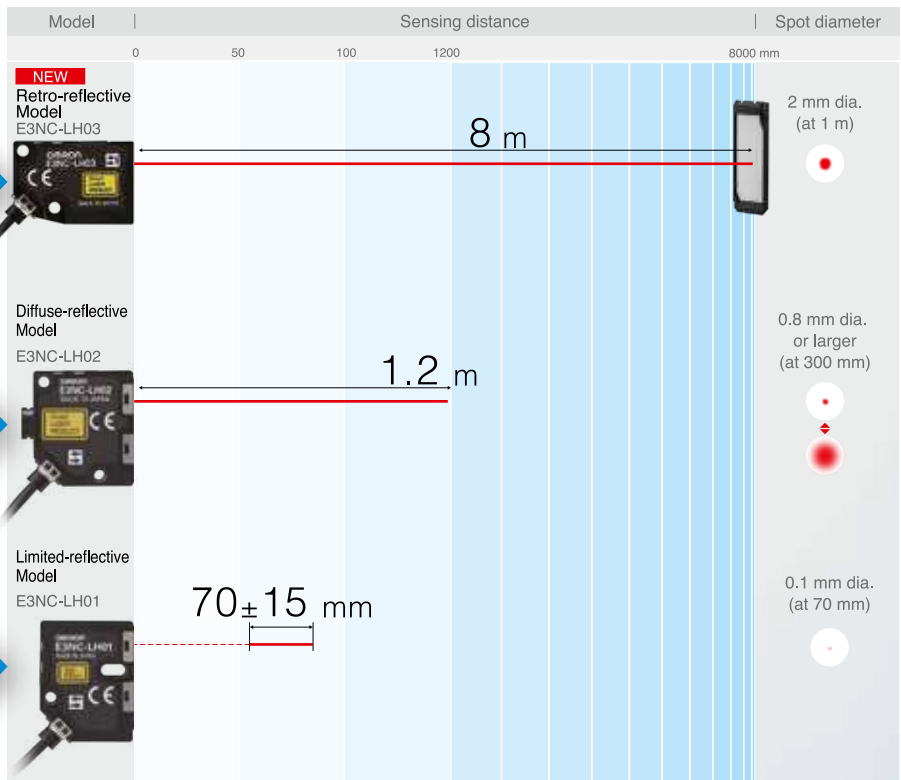
Long-distance detection with installation on only one side



High-precision positioning



Presence E3NC-L series of Compact Laser Sensors



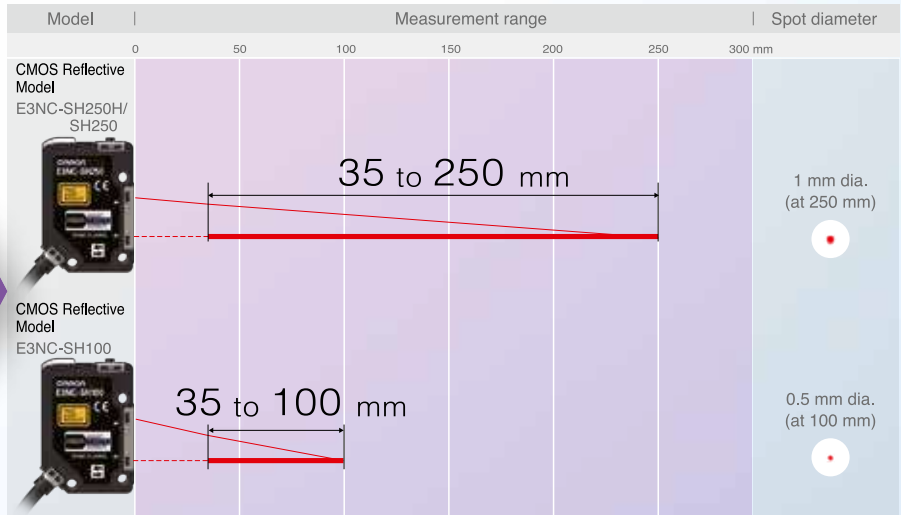
Stable detection even with workpieces of different colors



Stable detection even with the Sensor installed at an angle



Detection E3NC-S series of Ultra-compact CMOS Laser Sensors




E3NC-S series



Retro-reflective Model

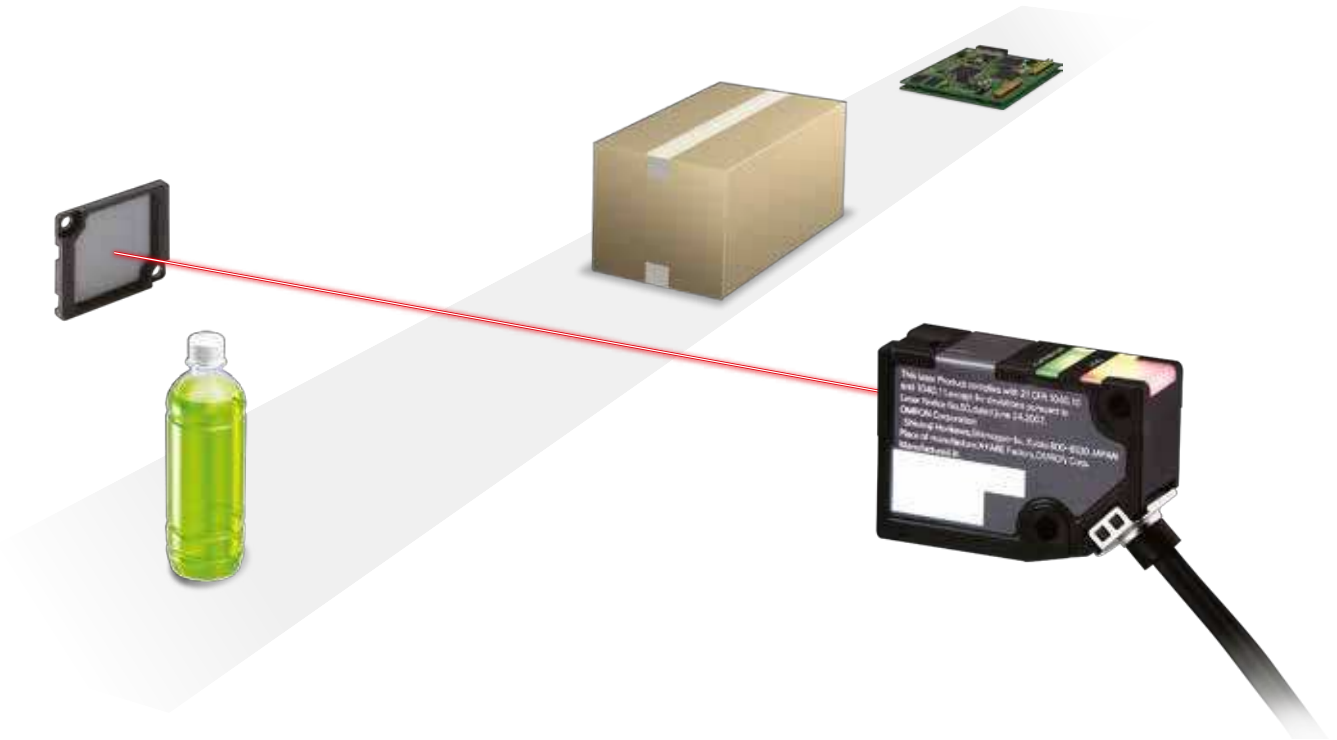
E3NC-LH03

NEW



* The E39-R21 and E39-R22 Reflectors are also IP67.

Stable Detection of Many Types of Workpieces, Even Transparent Ones



Visible spot even at long distances.

Maximum sensing distance of **8 m**


Application

Detection of Remaining Sheet Metal



The small, long-distance spot can stably detect large pieces of sheet metal that remain on a press.

Detection of Two PCBs



The small beam spot can detect two PCBs inserted together.

Detection of Overlapping Lids



The small beam spot stably detects overlapping lids on cups.

And, Convenient!



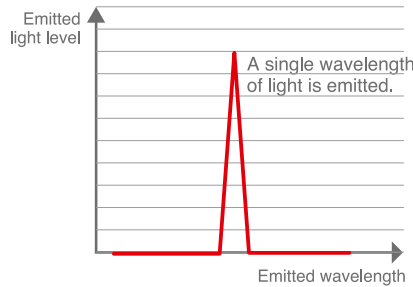
Detects Film That's 95% Transparent

High-frequency Modulation for Stable Detection of Even Minor Variations in the Thickness or Position of Transparent Objects

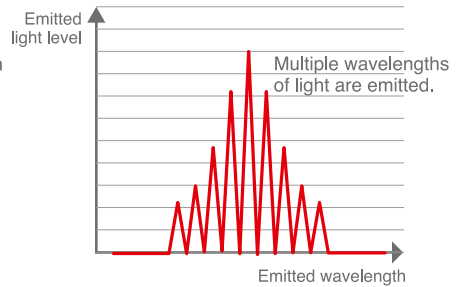
High-frequency Modulation

Conventional emitted laser beams have a single wavelength. With high-frequency Modulation, the emitted laser beam is controlled so that it contains multiple wavelengths.

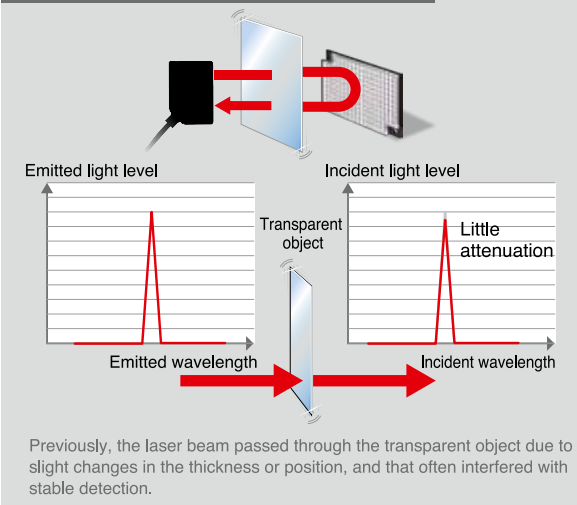
Wavelength Distribution of Conventional Emission



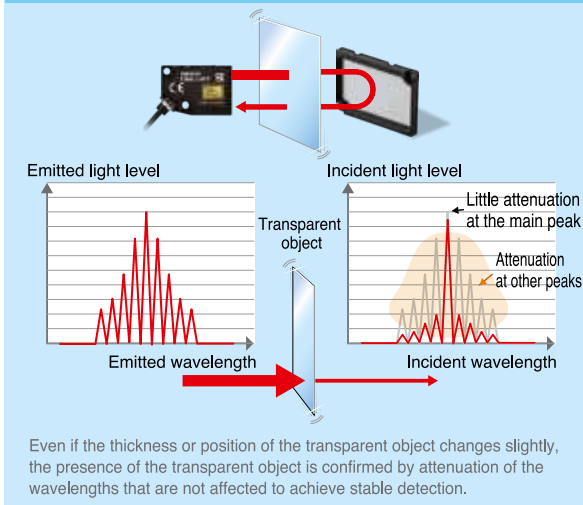
Wavelength Distribution of High-frequency Modulation



Conventional Transparent Object Detection




Transparent Object Detection with High-frequency Modulation



Application

Detecting Glass Wafer Protrusion



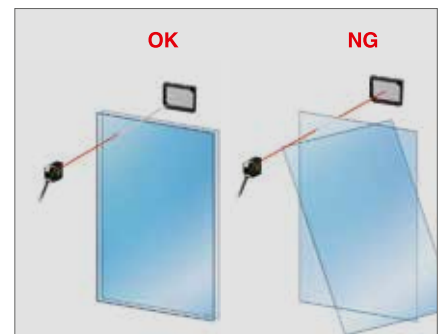
The high ability to detect transparent objects enables stable detection of highly transparent glass wafers.

Detecting the Height of Shrink Packaging Film



The large difference in light levels even for transparent films enables stable detection of thin packaging films.

Detecting Two Sheets of Transparent Film





Even small differences in incident light level are captured to enable detection of two sheets of transparent film.



Diffuse-reflective Model

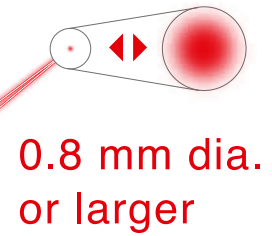
E3NC-LH02



★ Only when adjuster is locked.

E3NC-L series

Long-distance and Variable Spot to Stably Detect the Target Workpiece



Visible spot even at long distances.
Maximum Sensing Distance:

1.2 m




And, Convenient!



Adjust the Spot to the Workpiece or Application for Stable Detection.

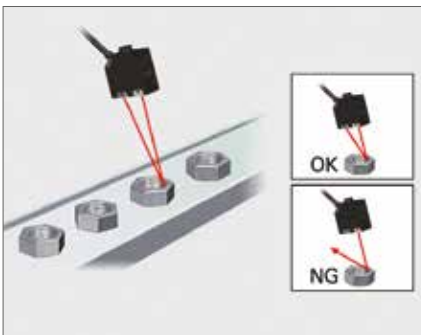
Variable Spot

You can adjust the spot size to the workpiece size or sensing surface conditions for even more-stable detection. The use of a crown lock eliminates the need for tools to lock the spot adjuster. Just press in the adjuster to lock it to prevent the setting from changing.



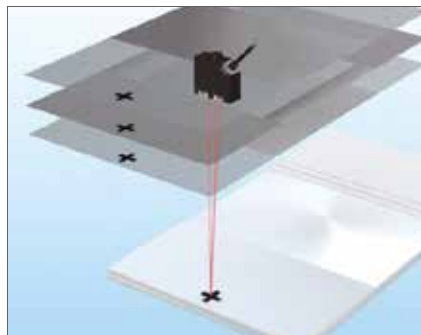
Application

Thread Presence Detection



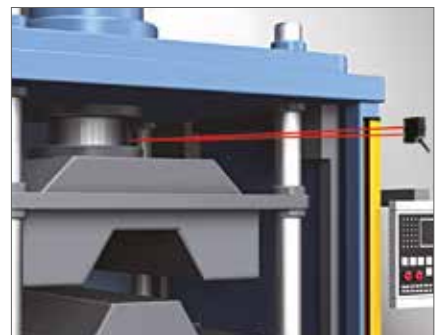
The spot is made wider so that the presence of threading in the nuts can be detected.

Glass Substrate Mark Detection



With a maximum sensing distance of 1.2 m, long-distance mark detection is stable.

Workpiece Presence Detection through Narrow Gaps



Even detailed locations that are recessed in machines can be stably detected from a distance.



Limited-reflective Model

E3NC-LH01


Laser Class 1



IP65



Robot Cable



Minute Spot for High-precision Detection

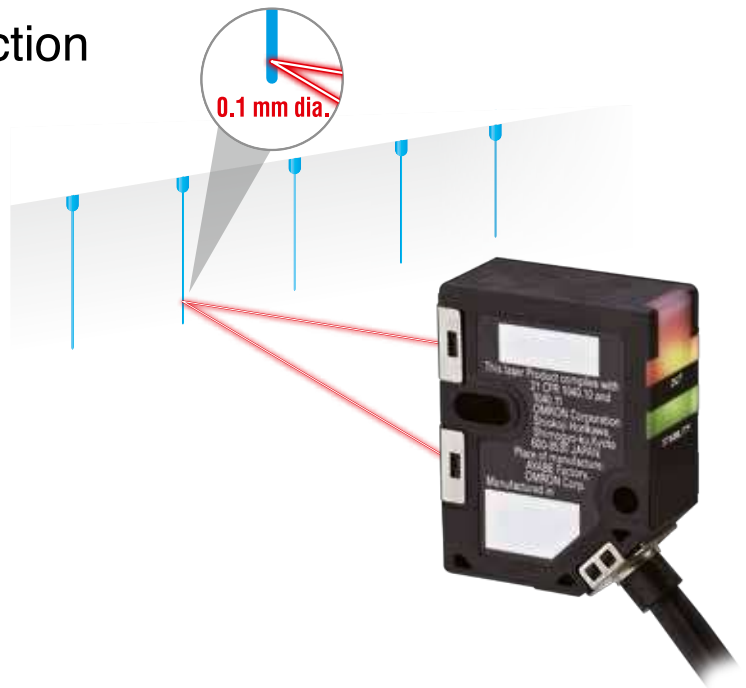
High-precision Positioning

Minute spot with

0.1 mm dia.

Pin-point precision positioning to $\pm 10 \mu\text{m}$.*

* With Smart Tuning. Depends on the workpiece.



No Detection Closer or Farther Away

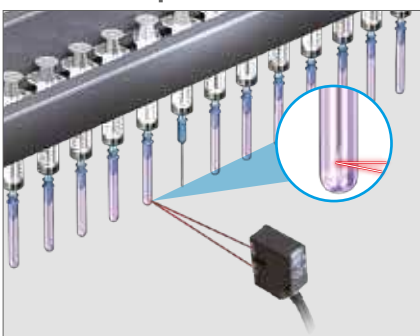
Limited detection with a sensing distance of

70 ± 15 mm

Limited reflection means that objects are detected only within a sensing distance of 70 mm \pm 15 mm even if there are workpieces or reflective objects closer or farther away. This helps prevent false detection.


Application

Detecting the Presence of Needle Caps



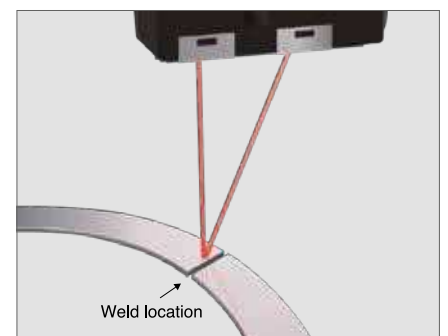
The minute 0.1-mm spot is targeted only at the end of the cap for stable detection.

PCB Arrival Confirmation



The laser beam forms a minute spot to detect arrival with high precision.


Ring Joint Location Detection



The minute, sharp laser beam stably detects 0.1 mm seams.

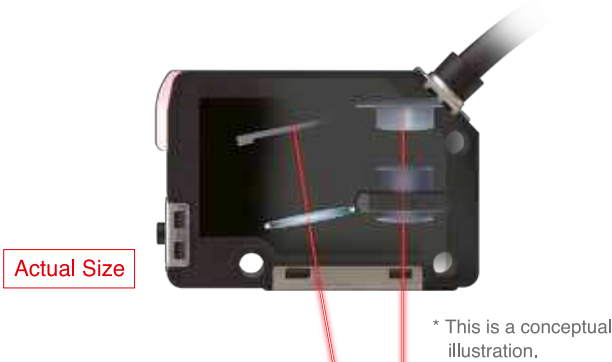


E3NC-SH250H/SH250
E3NC-SH100



★ E3NC-SH250H only. The E3NC-SH250 and E3NC-SH100 are laser class 1.

Stable Detection Even for Glossy Metals or Cast Metals Regardless of Workpiece Color, Material, or Surface Conditions




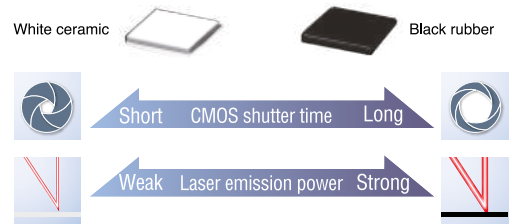
OMRON's Unique HSDR-CMOS (High Speed and Dynamic Range)

Dynamic Range of Up to 500,000 Times

The shutter time of the CMOS is adjusted to the workpiece. And then the emission power is adjusted to optimize the amount of dispersed light that is received.

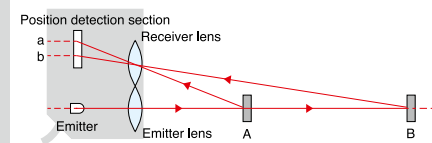
Measuring Bright Workpieces

Measuring Dark Workpieces



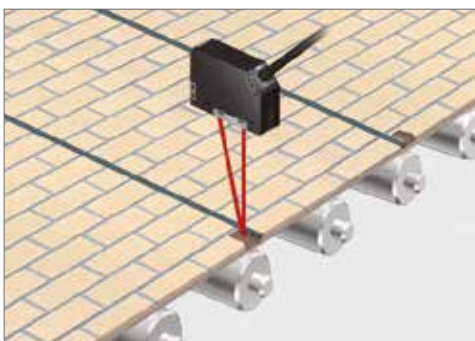
Stable Detection with Triangulation

With triangulation, the workpiece is measured by measuring the detection position on the position detection section, which receives the light. Therefore, the influence of changes in the incident level is limited.




Application

Detecting the Presence of Exterior Wall Material



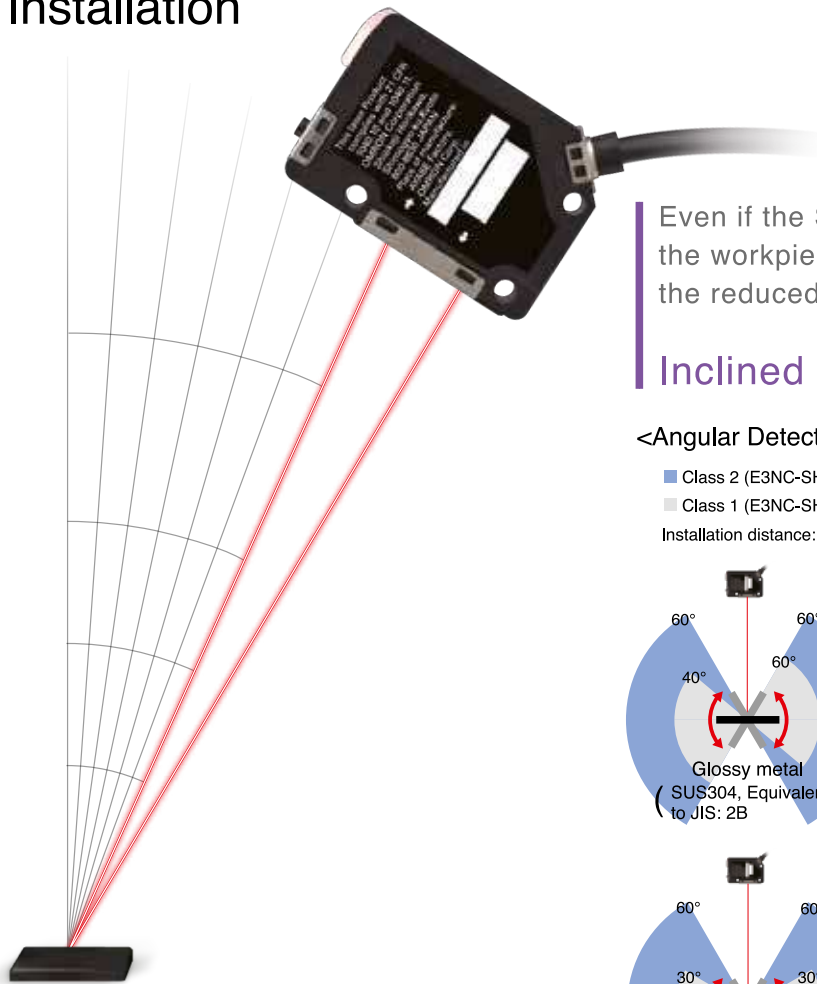
With the CMOS Sensor, stable detection is possible even if the workpiece's color or surface conditions are not consistent.

O-ring Presence Detection



With the CMOS Sensor, stable detection is possible even with low-reflectance workpieces.

Limited Influence of Inclination in Sensor Installation. More Ability to Handle Workpieces and Greater Flexibility in Installation



Even if the Sensor is mounted at an angle, the workpiece can still be detected due to the reduced mounting restrictions.

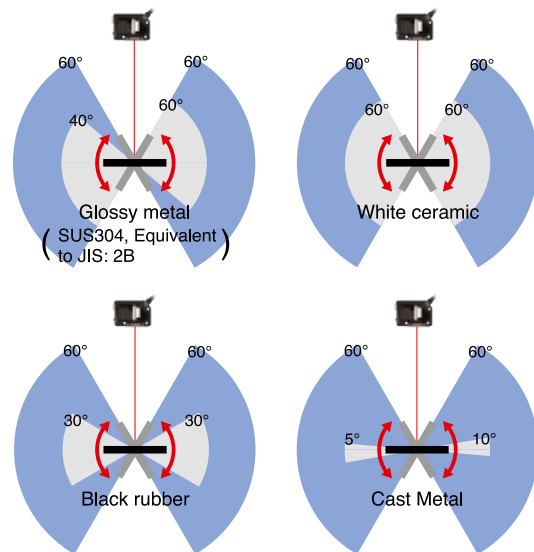
Inclined mounting at up to **60°**

<Angular Detection Range>

■ Class 2 (E3NC-SH250H)

■ Class 1 (E3NC-SH250)

Installation distance: 250 mm



Application

Detecting Holes Made in Metal Parts



The Sensors are influenced very little by the surface conditions of the workpiece, so level differences on metal surfaces can be stably detected.

Detection of Cut Position on Rubber Hose



Even if the Sensor is mounted at an angle, stable detection is possible for workpieces with low reflection.



Lens Attachments

E39-P51 (For E3NC-LH03 Retro-reflective Models)

E39-P52 (For E3NC-LH02 Diffuse-reflective Models)

NEW

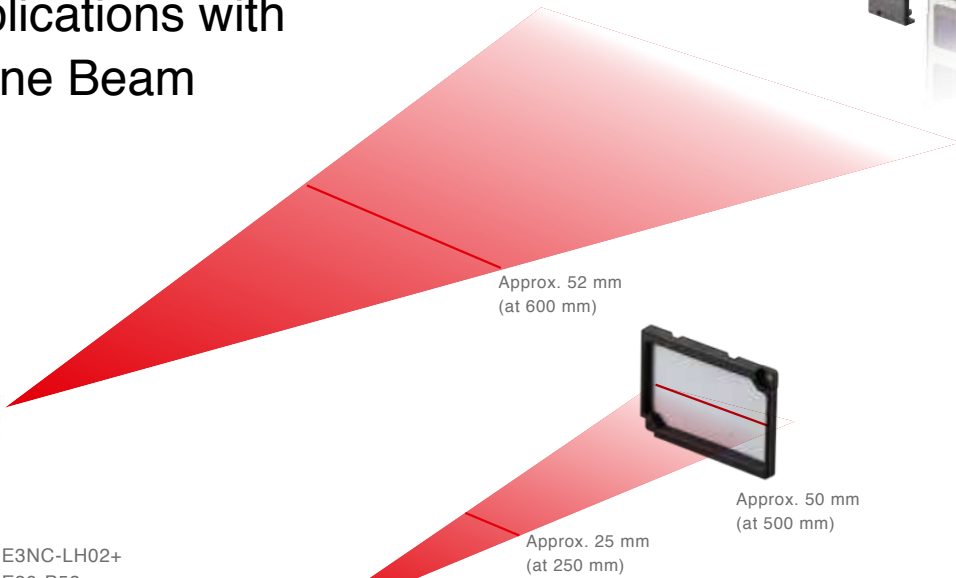
Handle Even More Applications with a Line Beam



E3NC-LH02+
E39-P52



E3NC-LH03+
E39-P51



And, Convenient!



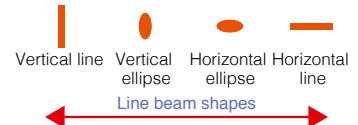
Select the Line Beam Shape

You can mount a Lens Attachment to the E3NC-LH02 and adjust the spot to create various shapes of line beams. Adjusting the beam shape to the workpiece enables even more-stable detection.



Rubber Packing

The Lens Attachments have internal rubber packings to reduce the entry of dirt between the Sensor Head and Lens Attachment.



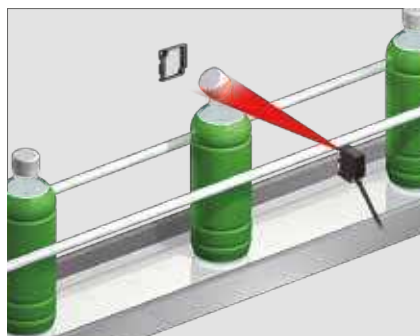
Application

Presence Detection of Powders or Liquids




With a wider beam, you can stably detect powders and liquids because they are less likely to fall outside of the beam.

Detection of Faulty Cap Assembly



Using a line beam allows you to detect caps that are not attached correctly with only one Sensor.

Presence Detection of Rubber Sheets



The wide sensing area helps eliminate the influences of color differences in the rubber sheet to enable stable detection.

Laser Amplifier Units

E3NC-LA

Laser Amplifier Units (CMOS Type)

E3NC-SA



Consistent Operating Methods for All N-Smart Amplifier Units. White Display Characters for High Visibility.

Select the Best Tuning Method
According to the Application

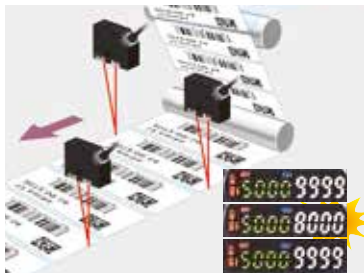


Smart Tuning

Common*
Functions

Basic Tuning Two-point Tuning


The larger incident level between measurements with and without a workpiece is set to 9,999.



Common*
Functions

High-speed Workpieces Full Auto Tuning

You can adjust to moving workpieces without stopping the line.



Additional
E3NC-LA
Functions

High-precision Positioning Position Tuning

High-precision, pinpoint workpiece positioning is possible.



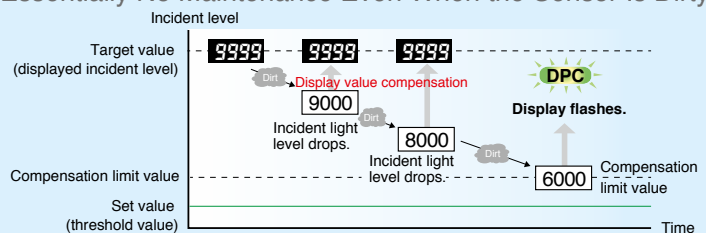
* The common functions are provided by both the E3NC-LA and the E3NC-SA.

Additional
E3NC-LA
Functions

Long-term Stable Detection with Essentially No Maintenance Even When the Sensor Is Dirty

DPC (Dynamic Power Control)

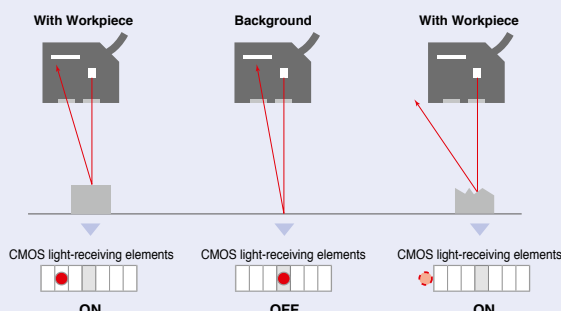
Even if dirt or machine vibration reduces the amount of light received, OMRON's unique DPC automatically compensates the displayed incident level to achieve stable, high-precision detection.



Additional
E3NC-SA
Functions

Stable Detection of Everything But the Background Tuning without a Workpiece

The background is used as a reference to detect everything but the reference. The surface conditions or inclination of the workpiece do not influence detection, so stable detection is maintained without changing the settings even if the workpiece is changed.




And, Convenient!



Easy Adjustment after Head Installation Easy-to-understand Distance Display (★Approximation)

You can see the distance at a glance, which simplifies adjustment. After head installation, you can reduce adjustment time after line switchovers and reduce line stoppage time.



Simpler and More Dependable

The N-Smart Lineup of Next-generation Fiber Sensors and Laser Sensors will quickly solve your problems and therefore increase equipment operation rates and minimize downtime with optimum cost performance.

N-Smart
Presence / Detection / Measurement

E3NX-FA
Fiber Amplifier Units
Cat. No. E426

Stable Detection with the No. 1 Performance

E3NC-S
Ultra-compact CMOS Laser Sensors

Stable Detection Even for 1.5-mm Differences in Levels

E3NC-L
Compact Laser Sensors

From Minute Workpieces to Long-distance Detection

N-Smart Amplifier Units
Easy application with consistent operating procedures

E3NW
Sensor Communications Units
Cat. No. E428


Applications with Many Sensors:
More convenience and even lower costs with a network

EtherCAT
CompoNet
CC-Link V2

Common Features and Models in the N-Smart Series

Common Buttons

Intuitive Operation and Easy Setup.



White Characters on a Black Background

High-contrast displays for easy visibility from a distance.

Models with Wire-saving Connectors **Popular**

No Master/Slave Distinctions in Amplifier Units

- **Reduce model numbers in stock**
You do not need to stock both master and slave amplifier units.
- **Greatly reduced wiring work**
Power is supplied from the Master Connector. Slave Connectors have only output lines.
- **Expansion is easy and reliable**
Mutual interference prevention works even if you use a Master Connector instead of a Slave Connector or combine them with pre-wired models.

Optical communications (mutual interference prevention)

Master Connector
Power line + Output line

Slave Connector
Output line only.

Power supplied.

Model for Sensor Communications Unit

Data Management and Time Reduction with Network Communications

- **Three communications methods are supported**
- **Use Distributed Sensor Units to reduce equipment production costs and commissioning time**

Controller

EtherCAT
CompoNet
CC-Link V2

E3NW Cat.No.E428

Would you like to know more?

OMRON EUROPE B.V.

 +31 (0) 23 568 13 00

 industrial.omron.eu

Stay in touch

 twitter.com/omroneurope

 youtube.com/user/omroneurope

 linkedin.com/company/omron

Austria

Tel: +43 (0) 2236 377 800
industrial.omron.at

Belgium

Tel: +32 (0) 2 466 24 80
industrial.omron.be

Czech Republic

Tel: +420 234 602 602
industrial.omron.cz

Denmark

Tel: +45 43 44 00 11
industrial.omron.dk

Finland

Tel: +358 (0) 207 464 200
industrial.omron.fi

France

Tel: +33 (0) 1 56 63 70 00
industrial.omron.fr

Germany

Tel: +49 (0) 2173 680 00
industrial.omron.de

Hungary

Tel: +36 1 399 30 50
industrial.omron.hu

Italy

Tel: +39 02 326 81
industrial.omron.it

Netherlands

Tel: +31 (0) 23 568 11 00
industrial.omron.nl

Norway

Tel: +47 (0) 22 65 75 00
industrial.omron.no

Poland

Tel: +48 22 458 66 66
industrial.omron.pl

Portugal

Tel: +351 21 942 94 00
industrial.omron.pt

Russia

Tel: +7 495 648 94 50
industrial.omron.ru

South Africa

Tel: +27 (0)11 579 2600
industrial.omron.co.za

Spain

Tel: +34 902 100 221
industrial.omron.es

Sweden

Tel: +46 (0) 8 632 35 00
industrial.omron.se

Switzerland

Tel: +41 (0) 41 748 13 13
industrial.omron.ch

Turkey

Tel: +90 212 467 30 00
industrial.omron.com.tr

United Kingdom

Tel: +44 (0) 1908 258 258
industrial.omron.co.uk

More Omron representatives

industrial.omron.eu