

# SIEMENS

SIRIUS

Leistungsschalter

Circuit-breaker

Disjoncteur

Interruptor automático / Guardamotor

Interruttore automatico

Disjuntor

Devre kesici anahtar

Силовой выключатель


3RV1.2


IEC/EN 60947

IEC/EN 60947-4-1



Betriebsanleitung Instructivo İşletme kılavuzu	Operating Instructions Istruzioni operative Инструкция по эксплуатации	Instructions de service Instruções de Serviço	Bestell-Nr. / Order No.: 3ZX1012-0RV02-1AA1
--	--	--	---

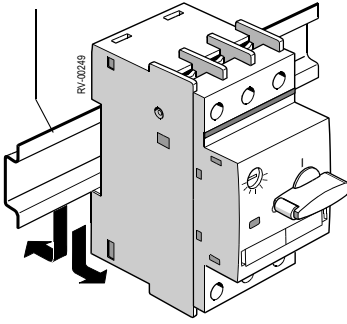
	Deutsch	English	Français	Español
	Vor der Installation, dem Betrieb oder der Wartung des Geräts muss diese Anleitung gelesen und verstanden werden.	Read and understand these instructions before installing, operating, or maintaining the equipment.	Ne pas installer, utiliser ou intervenir sur cet équipement avant d'avoir lu et assimilé ces instructions.	Leer y comprender este instructivo antes de la instalación, operación o mantenimiento del equipo.
	<b>⚠ GEFAHR</b>	<b>⚠ DANGER</b>	<b>⚠ DANGER</b>	<b>⚠ PELIGRO</b>
	<b>Gefährliche Spannung. Lebensgefahr oder schwere Verletzungsgefahr.</b> Vor Beginn der Arbeiten Anlage und Gerät spannungsfrei schalten.	<b>Hazardous voltage. Will cause death or serious injury.</b> Disconnect power before working on equipment.	<b>Tension dangereuse. Danger de mort ou risque de blessures graves.</b> Mettre hors tension avant d'intervenir sur l'appareil.	<b>Tensión peligrosa. Puede causar la muerte o lesiones graves.</b> Desconectar la alimentación eléctrica antes de trabajar en el equipo.
	<b>VORSICHT</b>	<b>CAUTION</b>	<b>PRUDENCE</b>	<b>PRECAUCIÓN</b>
	Eine sichere Gerätefunktion ist nur mit zertifizierten Komponenten gewährleistet.	Reliable functioning of the equipment is only ensured with certified components.	Le fonctionnement sûr de l'appareil n'est garanti qu'avec des composants certifiés.	El funcionamiento seguro del aparato sólo está garantizado con componentes certificados.

	Italiano	Português	Türkçe	Русский
	Leggere con attenzione queste istruzioni prima di installare, utilizzare o eseguire manutenzione su questa apparecchiatura.	Ler e compreender estas instruções antes da instalação, operação ou manutenção do equipamento.	Cihazın kurulumundan, çalıştırılmasından veya bakıma tabi tutulmasından önce, bu kılavuz okunmuş ve anlaşılmış olmalıdır.	Перед установкой, вводом в эксплуатацию или обслуживанием устройства необходимо прочесть и понять данное руководство.
	<b>⚠ PERICOLO</b>	<b>⚠ PERIGO</b>	<b>⚠ TEHLİKE</b>	<b>⚠ ОПАСНО</b>
	<b>Tensione pericolosa. Può provocare morte o lesioni gravi.</b> Scollegare l'alimentazione prima di eseguire interventi sull'apparecchiatura.	<b>Tensão perigosa. Perigo de morte ou ferimentos graves.</b> Desligue a corrente antes de trabalhar no equipamento.	<b>Tehlikeli gerilim. Ölüm tehlikesi veya ağır yaralanma tehlikesi.</b> Çalışmalara başlamadan önce, sistemin ve cihazın gerilim beslemesini kapatınız.	<b>Опасное напряжение. Опасность для жизни или возможность тяжелых травм.</b> Перед началом работ отключить подачу питания к установке и к устройству.
	<b>CAUTELA</b>	<b>CUIDADO</b>	<b>ÖNEMLİ DİKKAT</b>	<b>ОСТОРОЖНО</b>
	Il funzionamento sicuro dell'apparecchiatura è garantito soltanto con componenti certificati.	O funcionamento seguro do aparelho apenas pode ser garantido se forem utilizados os componentes certificados.	Cihazın güvenli çalışması ancak sertifikalı bileşenler kullanılması halinde garanti edilebilir.	Безопасность работы устройства гарантировано только при использовании сертифицированных компонентов.

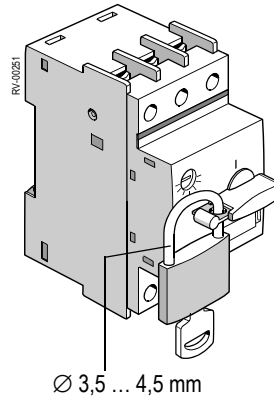
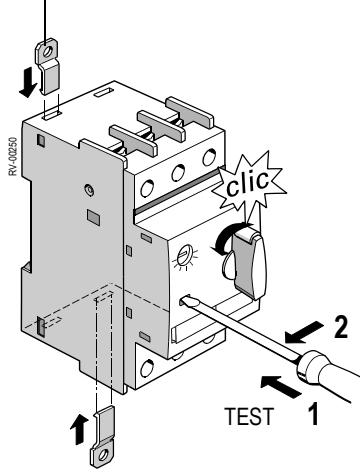
**Technical Assistance:** Telephone: +49 (0) 911-895-5900 (8° - 17° CET) Fax: +49 (0) 911-895-5907  
 E-mail: [technical-assistance@siemens.com](mailto:technical-assistance@siemens.com)  
 Internet: [www.siemens.de/lowvoltage/technical-assistance](http://www.siemens.de/lowvoltage/technical-assistance)

**Technical Support:** Telephone: +49 (0) 180 50 50 222

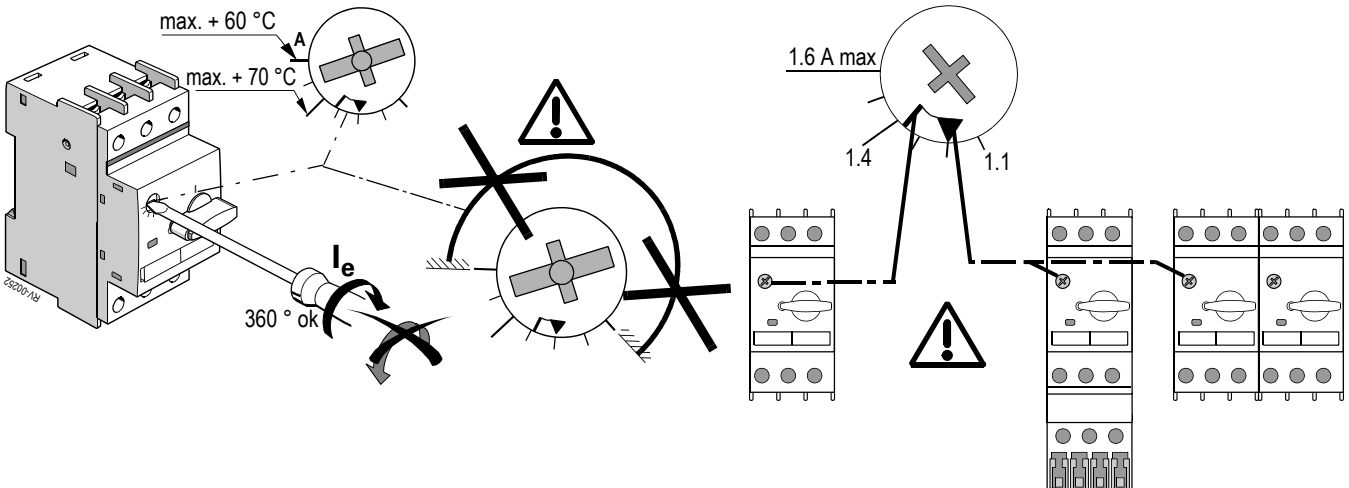
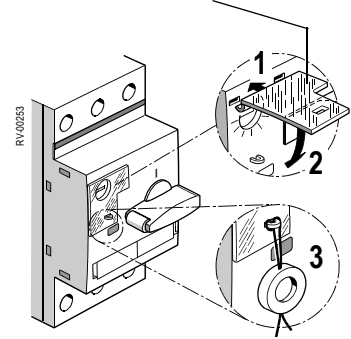
DIN EN 60715

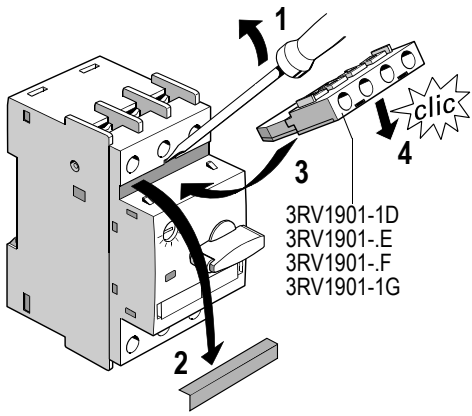


3RB1900-0B  
Bestell-Nr. = 10 Stück  
Order No. = 10 pieces  
N° de référence = 10 pièce.  
Ref. = 10 piezas  
N. di ordinaz. = 10 pez.  
N.º de enc. = 10 peças  
Sipariş numarası = 10 tane  
номер заказа = 10 штук

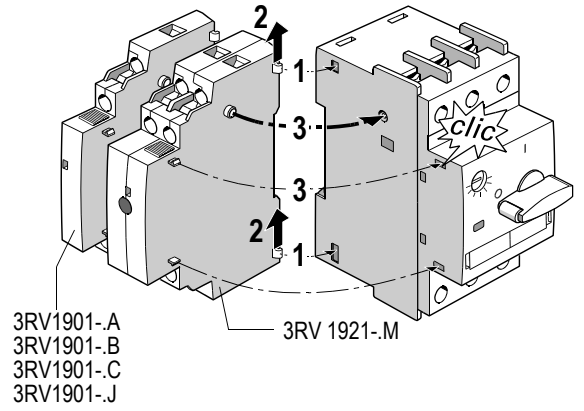


3RB1908-0P  
Bestell-Nr. = 10 Stück  
Order No. = 10 pieces  
N° de référence = 10 pièce.  
Ref. = 10 piezas  
N. di ordinaz. = 10 pez.  
N.º de enc. = 10 peças  
Sipariş numarası = 10 tane  
номер заказа = 10 штук

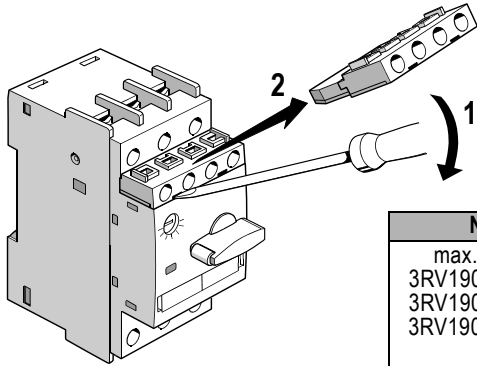




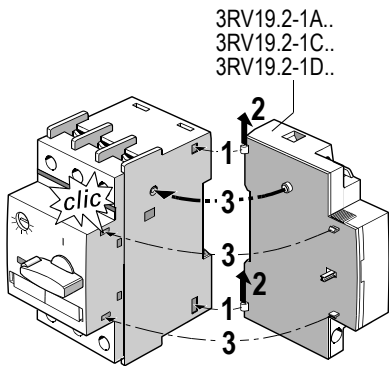
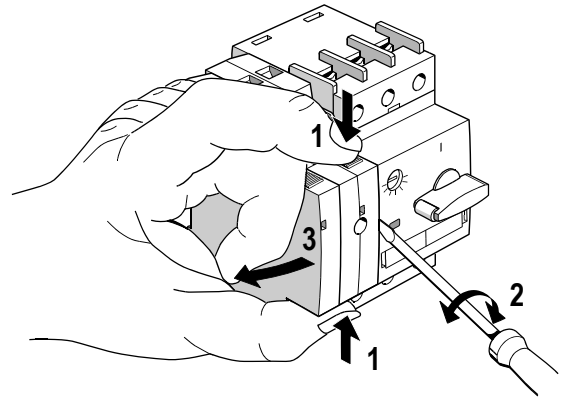
3RV1901-1D  
3RV1901-E  
3RV1901-F  
3RV1901-1G



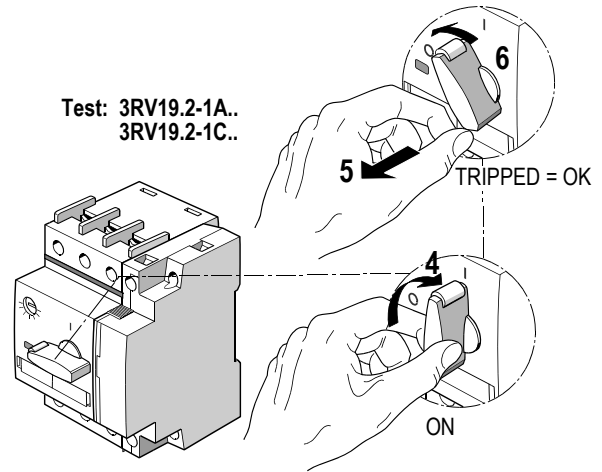
3RV1901-A  
3RV1901-B  
3RV1901-C  
3RV1901-J



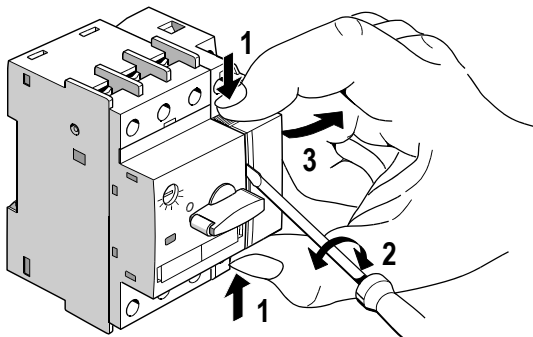
NC/NO: max. Stck. / pc.		
max.1: 3RV1901-A 3RV1901-B 3RV1901-C	+	max.1: 3RV1901-1D 3RV1901-E 3RV1901-F 3RV1901-1G
max.1: 3RV1901-1J		-



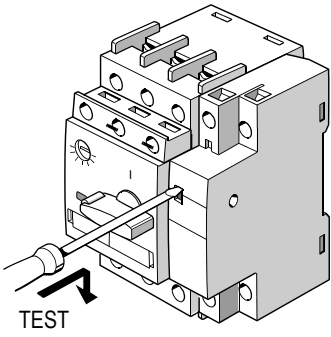
3RV19.2-1A..  
3RV19.2-1C..  
3RV19.2-1D..



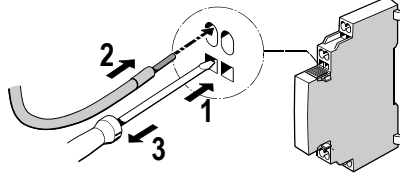
Test: 3RV19.2-1A..  
3RV19.2-1C..



3RV1121-....



3RV1901-2.



3RV1721-..../UL 489

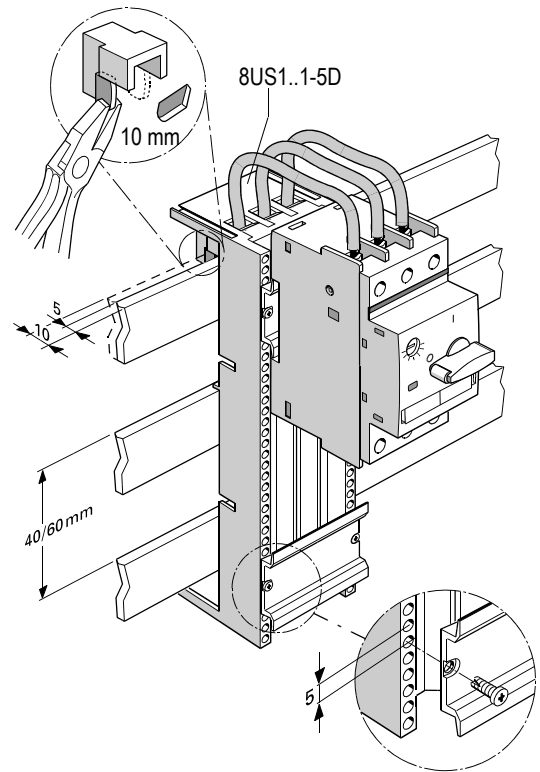
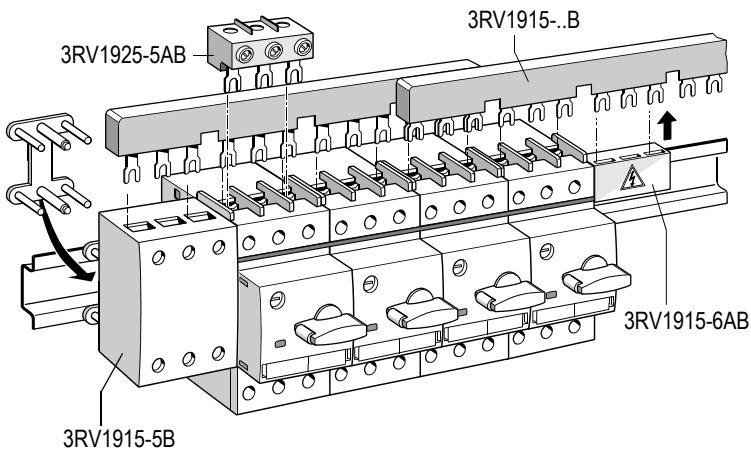
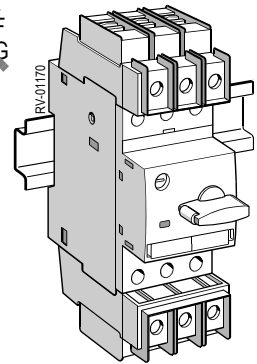
3RV1821-..../UL 489

~~3RV1901-1D~~

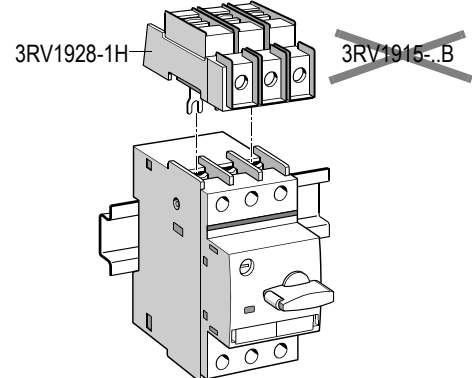
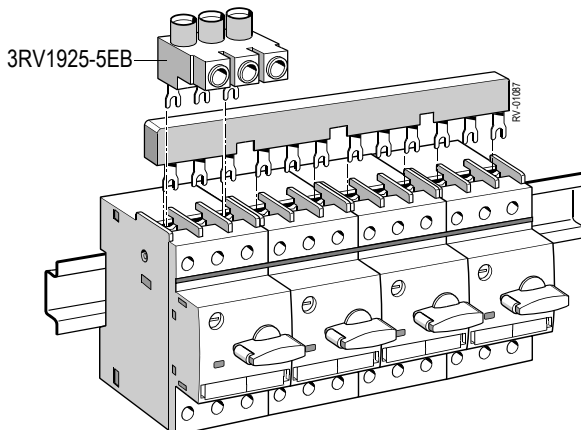
~~3RV1901-E~~

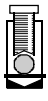
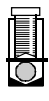

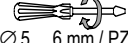



~~3RV1901-1F~~


~~3RV1901-G~~

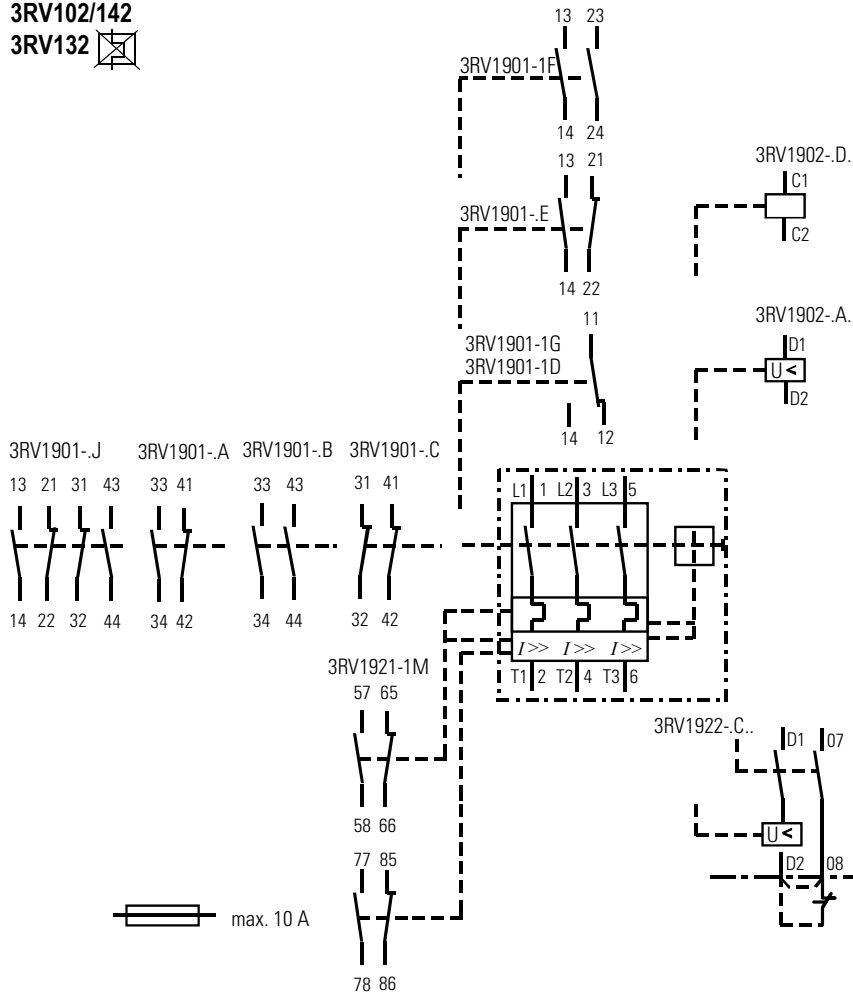


UL: Self-Protected  
Combination Controller Type E

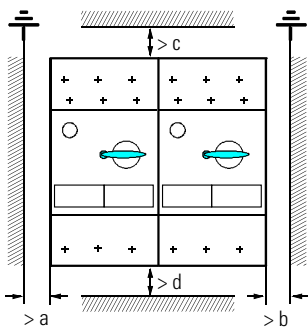
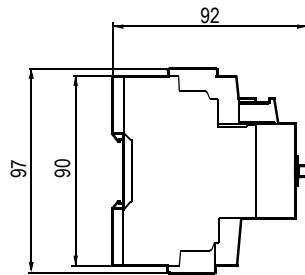
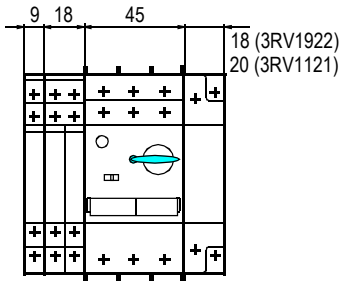
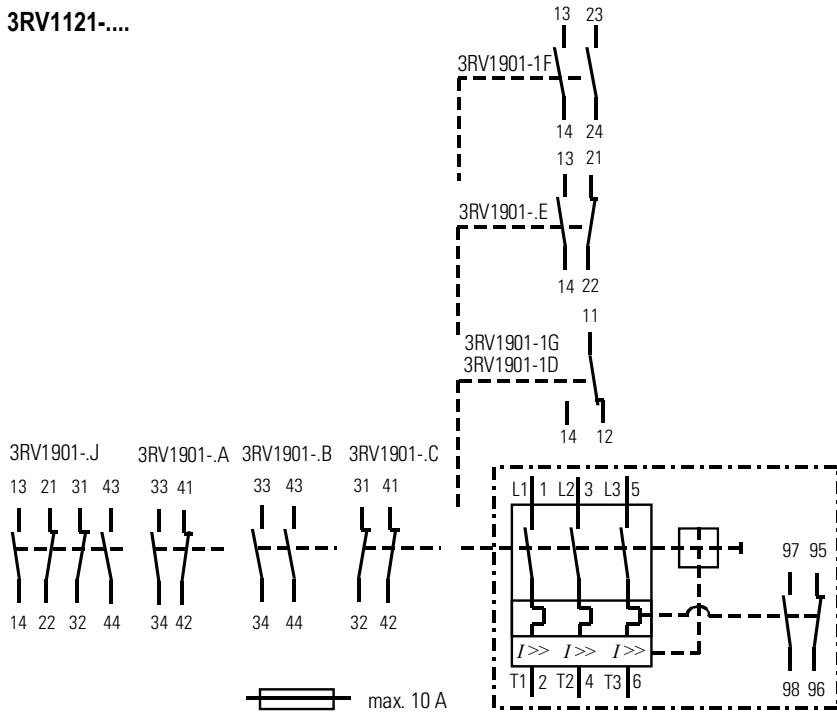


	L1 L2 L3 T1 T2 T3	D1, D2, C1, C2, NO/NC		3RV1925-5AB 3RV1925-5EB	3RV1915-5B	3RV1928-1H		
		3RV19..-1.	3RV19..-2.					
 Ø 5 ... 6 mm / PZ2	2 ... 2,5 Nm 18 to 22 lb · in	0,8 ... 1,2 Nm 7 to 10.3 lb · in	—	2 ... 4 Nm 17.6 to 35.2 lb · in	2 ... 4 Nm 17.6 to 35.2 lb · in	2,5 ... 3 Nm 22 to 26.5 lb · in		
	2 x 1 ... 2,5 mm <sup>2</sup> 2 x 2,5 ... 6 mm <sup>2</sup>	2 x 0,5 ... 1,5 mm <sup>2</sup> 2 x 0,75 ... 2,5 mm <sup>2</sup>	2 x 0,25 ... 2,5 mm <sup>2</sup>	2,5 ... 25 mm <sup>2</sup>	6 ... 25 mm <sup>2</sup>	1 ... 10 mm <sup>2</sup>	1 ... 10 mm <sup>2</sup>	max. 10 + max. 10 mm <sup>2</sup>
	2 x 1 ... 2,5 mm <sup>2</sup> 2 x 2,5 ... 6 mm <sup>2</sup> max. 1 x 10 mm <sup>2</sup>	2 x 0,5 ... 1,5 mm <sup>2</sup> 2 x 0,75 ... 2,5 mm <sup>2</sup>	2 x 0,25 ... 2,5 mm <sup>2</sup>	2,5 ... 25 mm <sup>2</sup>	6 ... 25 mm <sup>2</sup>	2,5 ... 25 mm <sup>2</sup>	1,5 ... 25 mm <sup>2</sup>	max. 10 + max. 25 mm <sup>2</sup>
	2 x 1 ... 2,5 mm <sup>2</sup> 2 x 2,5 ... 6 mm <sup>2</sup> max. 1 x 10 mm <sup>2</sup>	2 x 0,5 ... 2,5 mm <sup>2</sup>	2 x 0,25 ... 1,5 mm <sup>2</sup>	2,5 ... 16 mm <sup>2</sup>	4 ... 16 mm <sup>2</sup>	1 ... 16 mm <sup>2</sup>	1 ... 16 mm <sup>2</sup>	max. 10 + max. 10 mm <sup>2</sup> max. 6 + max. 16 mm <sup>2</sup>
<b>AWG</b>	2 x 14 to 10	2 x 18 to 14	2 x 24 to 14	12 to 4	10 to 4	14 to 3	16 to 3	max. 6 + max. 3

**3RV102/142**  
**3RV132** 



3RV1121-....



U <sub>e</sub> (V)	a	b	c	d
240	9	9	30	30
400	9	9	30	30
440	9	9	30	30
500	9	9	30	30
690	30	30	50	50